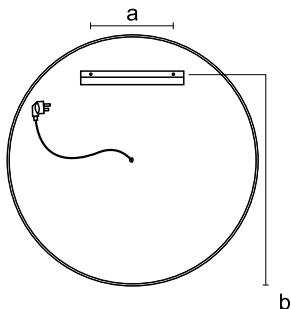


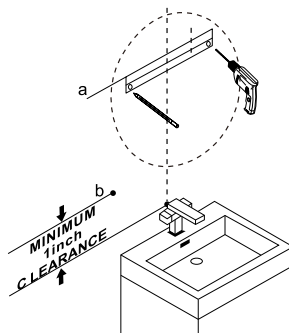
ELECTRIC CONNECTIONS

1



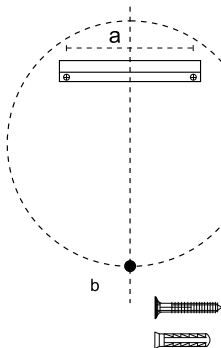
This part of PF frame can be use as hanger.

2



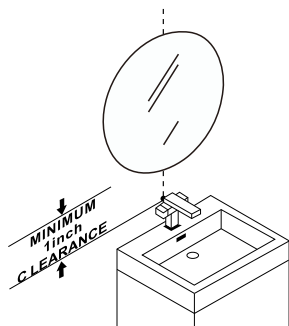
a.Mark pre installation hole position on wall for mounting bracket.
b.Use drill to make hole in wall.

3







Screw mounting bracket to the wall.

4



Make sure the mirror hangers snap in sewrely to mounting bracket.

TOOLS REQUIRED

	 15/64"		
DRILL	DRILL BITS	MEASURE TAPE	PENCIL