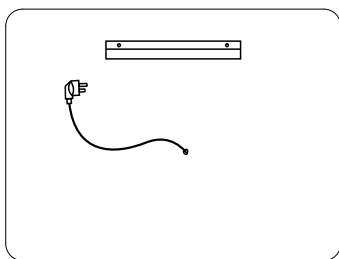


ELECTRICAL CONNECTIONS

ALL WIRING SHOULD BE DONE BY A QUALIFIED LICENCED ELECTRICIAN

- ▲ **WARNING:** Shut off power before wiring the mirror.
- ▲ **WARNING:** When used in bathrooms and in all other locations as required by the National Electrical Code, the electrical selector must be connected to a 120V (grounded dirt interrupter) protection circuit.
- ▲ **CAUTION:** Requires 120V./60HZ

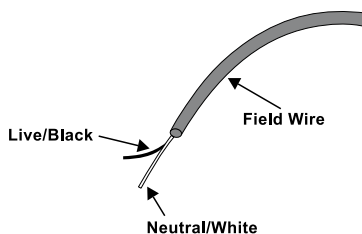
The electric wire comes through the access hole in the back of the mirror.



Plug-in

Make connections

Neutral to White
Live to Black



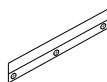
Hard wiring



LED Bathroom mirror (1)



Wall Anchors&Screws (3)



Mounting Bracket(1)



Work Gloves/Lens Wiping Cloth (1)