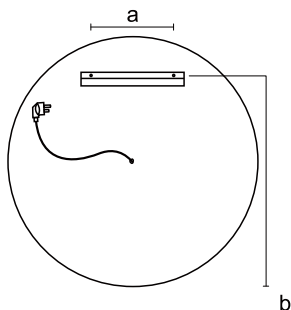


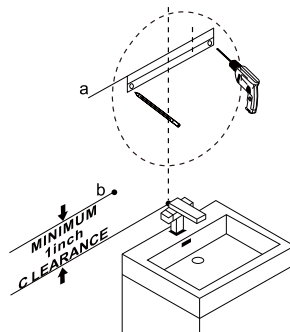
INSTALLATION

1



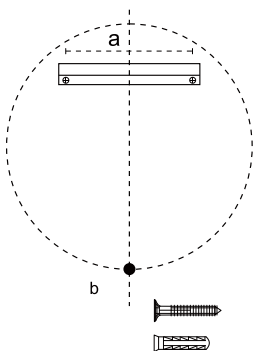
This part of PF frame can be use as hanger.

2



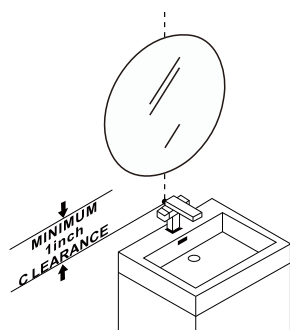
a. Mark pre installation hole position on wall for mounting bracket.
b. Use drill to make hole in wall.

3







Screw mounting bracket to the wall.

4



Make sure the mirror hangers in sewrely to mounting bracket.

TOOLS REQUIRED

| | | | |
|---|--|---|---|
|  |  15/64" |  |  |
| DRILL | DRILL BITS | MEASURE TAPE | PENCIL |