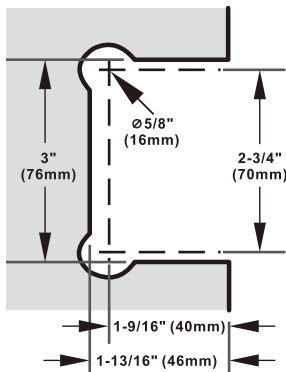


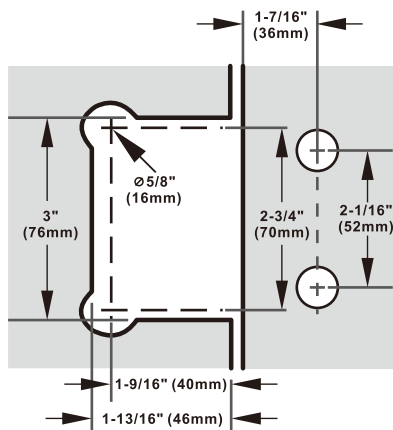


ALWAYS REFERENCE DIMENSIONS
TO ENSURE ACCURACY

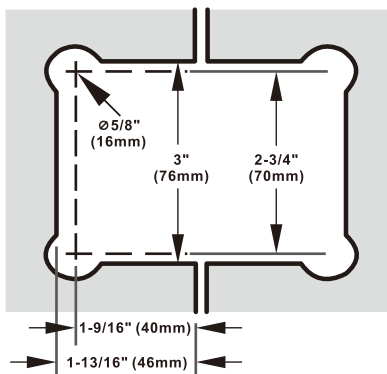
*Not shown to scale.



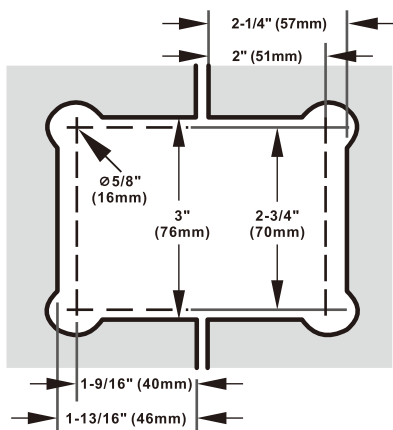
90° WALL TO GLASS



90° GLASS TO GLASS

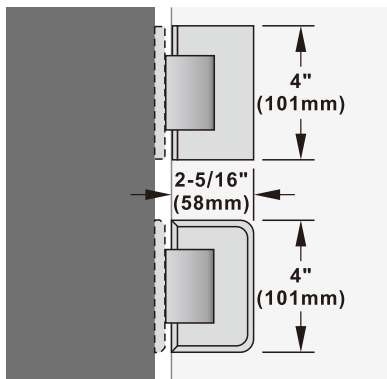


180° GLASS TO GLASS



135° GLASS TO GLASS

Item Type	Glass size
VAN / CHA	3/8" (10mm) - 1/2" (12mm)



*Not shown to scale.

**3/8" (10mm) - 1/2" (12mm)
Glass Maximum**

Door Capacities	Weight	Width
Using 2 Hinges	120 lbs. (54kg)	34" (864mm)
Using 3 Hinges	140 lbs. (64kg)	36" (914mm)

Do not exceed either the maximum weight or width when determining the suitable quantity of hinges.

Important Information:

This hinge features a dual-degree pivot pin designed for the standard door closing position. Additionally, you can adjust the door's closing angle by 5 degrees inward using the pre-machined side of the pivot pin on the opposite end.

Specifications:

Glass Sizes: 3/8" (10mm) to 1/2" (12mm) thick tempered safety glass
Closing Type: Self-centering when within 25° of closed position
Includes: Gaskets, screws, and template

Construction: Solid brass
Cutout Required

Maximum Door Capacities for Two or Three Hinges

Maximum Door Weight (Not to exceed) : 120 lbs. (54 kg) / 140 lbs. (64 kg)
Maximum Door Width (Not to exceed) : 34" (864mm) / 36" (914mm)

Gaskets:

A gasket glued on both sides of the hinge with an extra set supplied for various job applications

Recommendations:

To ensure public safety, we strongly advise using only tempered safety glass.
 Do not use power tools when installing these hinges.

Maintenance:

- Avoid the use of abrasive cleaners on the hardware. Some components feature a delicate clear lacquer coating that could suffer irreparable harm from harsh chemicals. It's recommended to inform your customers that daily maintenance involving drying the hardware with a clean, soft towel. In cases where mineral deposits accumulate, create a solution by adding a few drops of mild liquid soap (such as Ivory or a comparable product) to a cup of warm water. Employ a soft, non-abrasive cloth to clean the hardware, then ensure a thorough rinse with clean, warm water, followed by proper drying.

UNIKOO LIMITED WARRANTY:

- UNIKOO warrants it's Shower Door Hardware for a period of 3 years from the date of purchase. UNIKOO Shower Door Hardware is warranted against material and workmanship defects.
- All warranty claims are subject to inspection by UNIKOO before providing a resolution against the warranty claim.
- This warranty is void if it is determined after UNIKOO inspection that the Hardware has been improperly installed and/or maintained in a manner not conforming to UNIKOO guidelines and instructions provided at time of purchase.
- UNIKOO's responsibility to provide a resolution under said warranty will be limited to a refund of purchased price or provide a replacement for the hardware.
- The refund or replacement will constitute UNIKOO's limited liability and obligation for any and all defective material/workmanship for said warranty claim.
- THIS WARRANTY IS EXCLUSIVE AND UNIKOO MAKES NO OTHER WARRANTY, EXPRESSED OR IMPLIED.